

YOUTH TOBACCO USE IN NEBRASKA

Youth Tobacco Use Breakdown

LAST 30 DAYS¹

Note: a single Nebraska youth could fall into multiple categories

2.2%
cigarettes



1.8%
cigar/cigarillos



10%
e-cigarettes



2.4%
chew/smokeless



Usage Percentages

NEBRASKA YOUTH OVERALL¹

78.7%

HAVE NEVER
USED TOBACCO

10.6%

HAVE USED
TOBACCO IN THE
LAST 30 DAYS

First Tobacco Product Tried



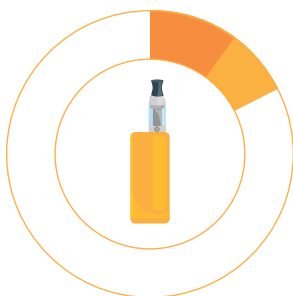
Of youth who reported
having ever tried
tobacco, **50.9% tried
e-cigarettes first.**¹

E-Cigarette Trends

NEBRASKA YOUTH¹

17.6%
tried it

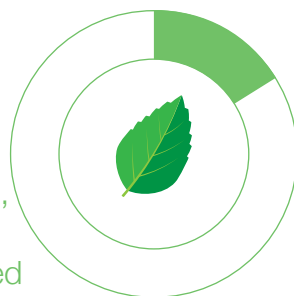
10%
of youth
currently
use it



Flavored Products

NEBRASKA YOUTH USAGE¹

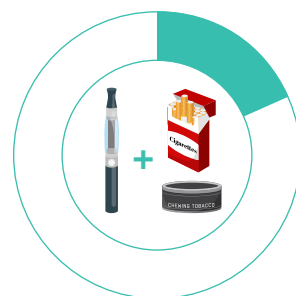
Of the
17.6%
of youth
who have
ever tried
e-cigarettes,
16.2%
used flavored
e-cigarettes.



Dual Tobacco Use

AMONG CURRENT USERS¹

18.5%
use
e-cigs
and
another
tobacco
product



These numbers CAN improve. YOU can help.

WAYS TO DECREASE YOUTH TOBACCO USAGE:²



**Fund comprehensive
tobacco control programs²**



**Reduce access to flavored
tobacco products³**



**Increase retail price
for all tobacco products²**



**Establish smoke-free and
tobacco-free environments
that include e-cigarettes²**

Tobacco Free Nebraska • Nebraska Department of Health and Human Services

For more information, visit dhhs.ne.gov/TFN.

¹Tobacco Free Nebraska. Nebraska Youth Tobacco Survey, 2023.

²Centers for Disease Control. Youth Tobacco Use. <https://www.cdc.gov/tobacco/php/data-statistics/youth-data-tobacco/>. Last update: October 17, 2024.

³Surgeon General's Advisory on E-cigarette Use Among Youth - accessed 3/14/2025 - <https://e-cigarettes.surgeongeneral.gov/>

⁴CDC Best Practices for Comprehensive Tobacco Control Programs - 2014